


4.5mm pitch



中継コネクタ
Wire to Wire Connectors

CL014 series

電線 対 電線 Wire to Wire



仕様 SPECIFICATION

極数 Poles	1, 2, 3, 4, 6, 9, 12, 15P
ピッチ Pitch	4.5mm
定格電圧 Rated Voltage	300V
定格電流 Rated Current	5A max. (15P)*
耐電圧 Withstand Voltage	AC1500V r.m.s.
接触抵抗 Contact Resistance	10mΩ max.
絶縁抵抗 Insulation Resistance	1000MΩ min. /DC500V
使用温度範囲 Temperature Range	-40°C ~ +105°C

* 定格電流は、最大適用電線使用時になります。
* Above rated current shows when using the maximum wire size.

部品 PARTS 材質 MATERIALS

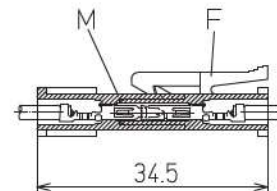
部品名 Parts	構成 Component parts	材質 Materials
Mハウジング M Housing	成形品 Molding	66ナイロン (UL94V-2) 66Nylon(UL94V-2)
Fハウジング F Housing	成形品 Molding	
端子 Terminal	プレス品 Stamping	黄銅/錫めっき Brass / Tin plating

特徴 FEATURE

- ハウジングはラッチロック式で衝撃や振動に強い構造です。
- プラグとリセプタクルはMFどちらのハウジングにも挿入でき、XY軸の360°どの方向からも挿入できる為作業性が向上します。
- アプリケーションは一台でMFの圧着が可能です。
- The Housing is latch lock type and resistant to shock and vibration.
- Good workability as Male and Female Terminals can be inserted into either MF Housing and can also inserted from any direction of 360° of the XY axis.
- One Applicator are able to crimp both Male and Female Terminals.

CL014 series

組立レイアウト ASSEMBLY LAYOUT



端子 TERMINALS



品番 Part No.	ワイヤレンジ Wire range mm ²	AWG	被覆外径 Ins. dia.	数量/ リール Quantity/Reel	備考 Remarks
M 513511-2M-K	0.2~0.5mm ²	AWG#24~20	φ2.8 max.	5,000 × 5R	黄銅 Brass
F 513512-2M-K					黄銅 Brass
M 513711-2M-K	0.5~1.25mm ²	AWG#20~#16	φ3.4 max.	4,000 × 5R	黄銅 Brass
F 513712-2M-K					黄銅 Brass

4.5mm pitch



中継コネクタ
Wire to Wire Connectors

CL014 series

電線 対 電線 Wire to Wire

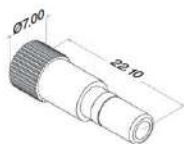
CL014 series

Fハウジング
F Housing

CL-014-□□F

CL-014-01F 梱包数量 Package / 1,000

1極
1 pin

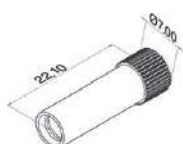


Mハウジング
M Housing

CL-014-□□M

CL-014-01M 梱包数量 Package / 1,000

1極
1 pin

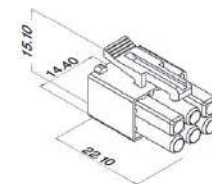


Fハウジング
F Housing

CL-014-□□F

CL-014-06F 梱包数量 Package / 1,000

6極
6 pins

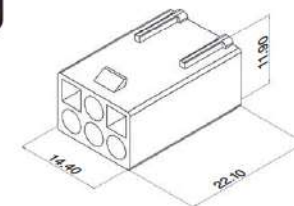


Mハウジング
M Housing

CL-014-□□M

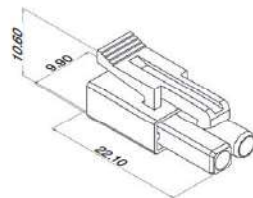
CL-014-06M 梱包数量 Package / 1,000

6極
6 pins



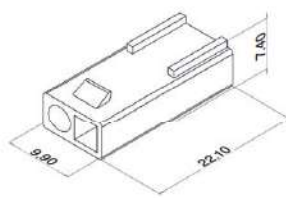
CL-014-02F 梱包数量 Package / 1,000

2極
2 pins



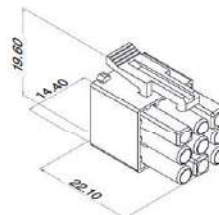
CL-014-02M 梱包数量 Package / 1,000

2極
2 pins



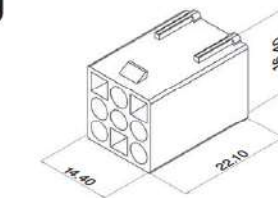
CL-014-09F 梱包数量 Package / 500

9極
9 pins



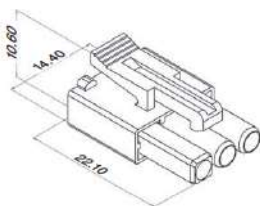
CL-014-09M 梱包数量 Package / 500

9極
9 pins



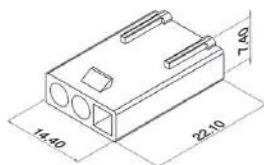
CL-014-03F 梱包数量 Package / 1,000

3極
3 pins



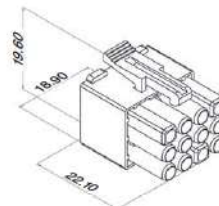
CL-014-03M 梱包数量 Package / 1,000

3極
3 pins



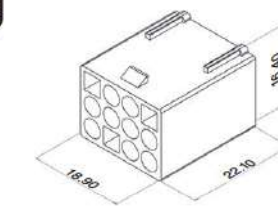
CL-014-12F 梱包数量 Package / 500

12極
12 pins



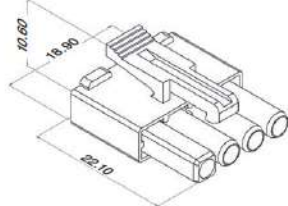
CL-014-12M 梱包数量 Package / 500

12極
12 pins



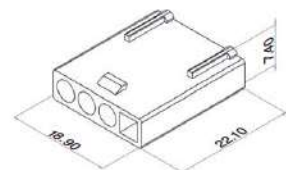
CL-014-04F 梱包数量 Package / 1,000

4極
4 pins



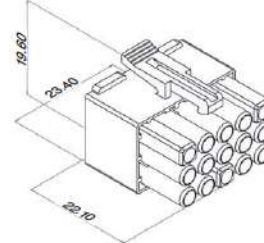
CL-014-04M 梱包数量 Package / 1,000

4極
4 pins



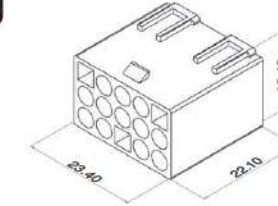
CL-014-15F 梱包数量 Package / 500

15極
15 pins



CL-014-15M 梱包数量 Package / 500

15極
15 pins



4.5mm pitch



中継コネクタ
Wire to Wire Connectors

CL014 series

電線 対 電線 Wire to Wire

パネルロックタイプ

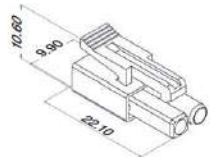
CL014 series

Fハウジング
F Housing

CL-014-□□F

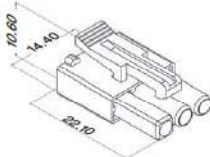
CL-014-02F 梱包数量 Package / 1,000

2極
2 pins



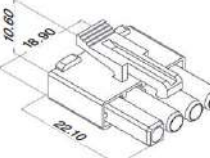
CL-014-03F 梱包数量 Package / 1,000

3極
3 pins



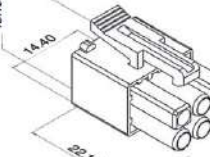
CL-014-04F 梱包数量 Package / 1,000

4極
4 pins



CL-014-06F 梱包数量 Package / 1,000

6極
6 pins

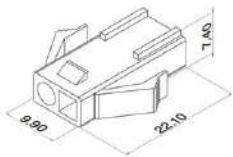


パネルロック
For Panel Lock

CL-024-□□M

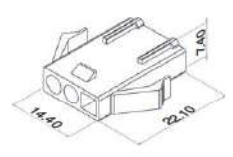
CL-024-02M 梱包数量 Package / 1,000

2極
2 pins



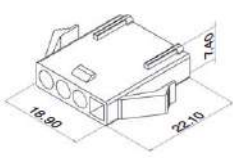
CL-024-03M 梱包数量 Package / 1,000

3極
3 pins



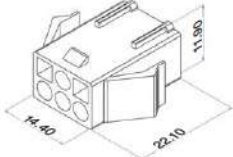
CL-024-04M 梱包数量 Package / 1,000

4極
4 pins



CL-024-06M 梱包数量 Package / 1,000

6極
6 pins

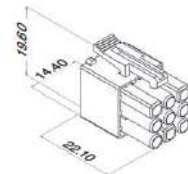


Fハウジング
F Housing

CL-014-□□F

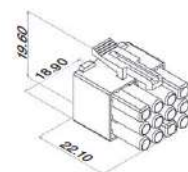
CL-014-09F 梱包数量 Package / 500

9極
9 pins



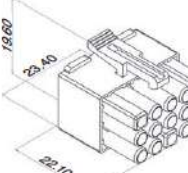
CL-014-12F 梱包数量 Package / 500

12極
12 pins



CL-014-15F 梱包数量 Package / 500

15極
15 pins

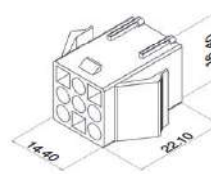


パネルロック
For Panel Lock

CL-024-□□M

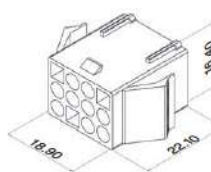
CL-024-09M 梱包数量 Package / 500

9極
9 pins



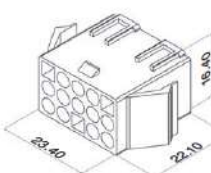
CL-024-12M 梱包数量 Package / 500

12極
12 pins

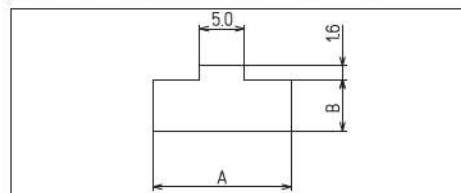


CL-024-15M 梱包数量 Package / 500

15極
15 pins



パネルロック取付寸法 Panel lock mounting dimensions



極数 Poles	品番 Part No.	パネル板厚 [mm] Panel thickness [mm]	パネル寸法 [mm] Panel size [mm]	
			A	B
2	CL-024-02M	0.6~0.8	15.5	5.8
		0.9~1.2	16.0	
		1.4~1.6	16.5	
3	CL-024-03M	0.6~0.8	20.0	5.8
		0.9~1.2	20.5	
		1.4~1.6	21.0	

極数 Poles	品番 Part No.	パネル板厚 [mm] Panel thickness [mm]	パネル寸法 [mm] Panel size [mm]	
			A	B
4	CL-024-04M	0.6~0.8	24.5	5.8
		0.9~1.2	25.0	
		1.4~1.6	25.5	
6	CL-024-06M	0.6~0.8	20.0	10.3
		0.9~1.2	20.5	
		1.4~1.6	21.0	
9	CL-024-09M	0.6~0.8	20.0	14.8
		0.9~1.2	20.5	
		1.4~1.6	21.0	
12	CL-024-12M	0.6~0.8	24.5	14.8
		0.9~1.2	25.0	
		1.4~1.6	25.5	
15	CL-024-15M	0.6~0.8	29.0	14.8
		0.9~1.2	29.5	
		1.4~1.6	30.0	